



Welcome

[Log in](#) | [Sign up](#)

No account yet?

Click the button above. The login page has a link at the bottom that lets you sign up.

Permobil Store

Login	2
Home - Overview	3
Configurator Power Wheelchairs	4
Spare Parts	8
History	9

ating for individuals

When registering for the first time with Permobil, you receive your login details by email (sent via Okta).
If you already have a Permobil login, you can use it here.

[Click here to log in to
Permobil Store](#)

Questions? Please contact:

customer_support_uk@permobil.com

Start Page

Overview



 United Kingdom

Welcome back, Chris!

[Home](#) [Your Parts Carts ¹](#) [Draft Configurations ⁰](#) [Your Templates ¹](#)



Order Product

Choose

Enter the power wheelchair configurator (configure, standard or customised, etc.)



Order Parts

Choose

Search and order spare parts, prepare quotes, place orders



History

Choose

Find documents created in the Store (quotes and orders, warranty claims and returns)



Claims and Returns

Choose

Register/log in to claims and returns

Quick Links



Permobil Academy

Choose



Fleet Management

Choose



Partner Portal

Choose



Marketing Resource Hub


Choose

Links to Permobil Academy, Fleet Management, Partner Portal, Marketing Resources


Power Wheelchair Configurator

Get started


Welcome back, Chris!



Order Product
[Choose](#)


Choose Your Product
Home Your Parts Carts ¹ Draft Configurations ⁰ Your Templates ¹



Power Wheelchair
[Choose](#)


Quick Links

 **Permobil Academy** [Choose](#)

 **Fleet Management** [Choose](#)

 **Partner Portal** [Choose](#)




 **Marketing Resources** [Choose](#)

permobil  United Kingdom [New Build](#) Your Templates





Home > Order Product > Power Wheelchair

Choose Your Product
Permobil Power Request Customization

Front Wheel Drive

F3 Corpus  Configure	F5 Corpus  Configure	F5 Corpus VS  Configure
--	--	---

Mid Wheel Drive

M3 Corpus  Configure	M5 Corpus  Configure	M Corpus VS  Configure	M1  Configure
--	--	--	---

Pediatric


Power Wheelchair Configurator

Mandatory Entries & Search Function



F5 Corpus Choose save option Saved

Account number: Account name: Sales manager: Customer Reference: nn



Toggle Measurements

Customer Needs

Input Values

User Weight ● ⊙

Drive Speed ● ⊙

6km/h 10km/h 12km/h

Services ● ⊙

Without

Seat and Back

Seat Width ● ⊙

370 mm 420 mm 470 mm 520 mm 570 mm

Seat Depth ● ⊙

370 mm 395 mm 420 mm 445 mm 470 mm 495 mm 520 mm 545 mm

570 mm

Calf Support ● ⊙

Without

Armrest Side Support (Outside left) ● ⊙

No Yes

Armrest Side Support (Outside right) ● ⊙

No Yes

Armrest Side Support (Inside left) ● ⊙

With the keyboard shortcut Ctrl+F (as shown here with the example “calf support”), you can quickly locate accessories and other items directly in the configurator by entering a search term.

- The red circles indicate that you must make a selection or confirm a choice.
- Once a green check mark appears on the blue wheelchair tiles on the right-hand side, all mandatory information for that subcategory has been completed. Any remaining, non-mandatory options will follow the default standard, which you can review at the end of the configuration.
- Within the configuration, you can either scroll up and down or navigate between submenus by clicking the wheelchair tiles.
- Options highlighted in red are not compatible with the current configuration. If you click on one of these options, an explanation of the conflict will be displayed.
- By clicking the blue info icons, you can find helpful information, often including images.

Power Wheelchair Configurator

How to switch views in the configuration

Configure Add custom **Review** Quote and Order



... Print Choose save option Saved

Customer Reference: nn

Overview Adaptation requests Itemized list

Customer Needs

Input Values

User Weight

Drive Speed

Services Without



Seat and Back

Seat Width

Seat Depth

Backrest Type

Backrest Width

Backrest Height

Power Base



During configuration, you can switch between Configure and Review at any time.



Overview Adaptation requests **Itemized list**

Power Base


Article	Description	Qty
F5 CORPUS	F5 CORPUS	1
108992-99-0	F5 Corpus	1
109586-99-0	Power Module Power Platform	1
108998-99-0	Power Mount Chassis F3/F5	1
109587-99-0	Antenna Power Platform	1
107304-99-0	Speed 6km/h	1
109393-99-0	Without Support Wheels F3/F5	1
110324-99-0	User Manual F5 Corpus Eng Uk	1
108404-99-0	Cover Kit Black Structure F5	1
108406-99-0	Cover Front	1
108432-99-0	Cover Kit Aqua F5	1
108876-99-0	Rim Color Insert Aqua	1
108411-99-0	Wheel 3.00X8 Air Black	1
108408-99-0	Wheel Kit Air 210X65 Black	1
108335-99-0	Valve Adapter	1
100400-99-0	Suspension Adjustment 0-50Kg C400/C500	1
108354-99-0	Shock Absorber	1
107007-99-0	Tie-Down Braket Front C 3G	1
108772-99-0	Software F5 Corpus APE 6km/h	1
109799-99-0	Firmware Power Platform	1
108999-99-0	Batteries, 85Ah, Set Of 2permobil	1

In the Itemised list, you can see article numbers and descriptions.

Power Wheelchair Configurator

How to edit an existing quote

Search for and open the relevant quote.

 United Kingdom

Configure

Click Configure in the top navigation to open the configuration.

Back to Quote

Save as template

Reconfigure

Sent

Click Reconfigure, open the window, then click Confirm.

Make the desired changes. At the top of the bar, click Quote and Order. The quote will be updated.

Spare Parts

Permobil, Progeo, Panthera, ROHO, Comfort, V-Trak



Order Parts

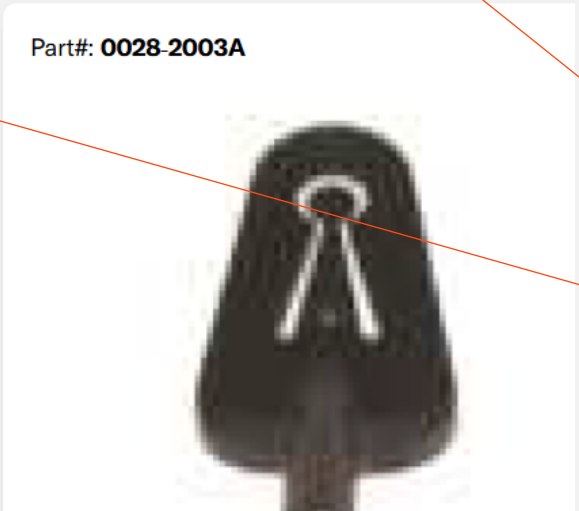
Account number: Account name: Territory sales manager: Sales {

Search by part number or part description 



Power

- Power ^
- Accessories v
- Alternative Drive, Switches, and Mounts v
- Armrest, and Joystick Mount v
- Backrest v
- Chassis v



There are 3 different search options:

Search by entering part number / part description in search field

Search by drawings – then continue via the different options


Search via the main category, then continue through the subcategories

Order history

Overview of quotes, orders, claims and returns



In the order history, you can see the full history of quotes, orders, claims, and returns, along with the most important details. On the right-hand side, you can narrow your results using Filter by, and you can also filter directly within the column headers.

permobil |  United Kingdom

[Home](#) > [History](#) > [All Quotes](#)

History

Account Number :

All Quotes All Orders Claims and Returns